

# ATTACHMENTS

MODEL	300/TD/DM300-250	300/FD/DM300-250
Head type	Demining Tiller	Demining Flail
Working width (mm)	2500	2500
Total width (mm)	3125	3198
Weight (Kg)	3800	3150
Length (mm)	1600	1500
Rotor diameter (mm)	885	960
No. picks/teeth type G/3+STC/3/FP+BAZ+BFZ	62+2+4+8	-
No. flails	-	36

MODEL	ARM/DM300
Head type	Multipurpose arm
Length fully closed (mm)	2400
Length fully extended (mm)	6400
Overall width (stabilizer open) (mm)	3882
Lifting capacity fully closed (Kg)	3000
Lifting capacity fully extended (Kg)	500

MODEL	200/U/SONIC/PT300-200	200/U/SONIC/PT300-210	200/U/SONIC/PT300-225
Head type	Forestry Mulcher	Forestry Mulcher	Forestry Mulcher
Working width (mm)	2064	2150	2304
Total width (mm)	2464	2560	2704
Weight (Kg)	2450	2550	2650
Rotor diameter (mm)	500	500	500
Max shredding diameter (mm)	350	350	350
No. teeth type C/3+C/3/SS	42+2	44+2	46+2

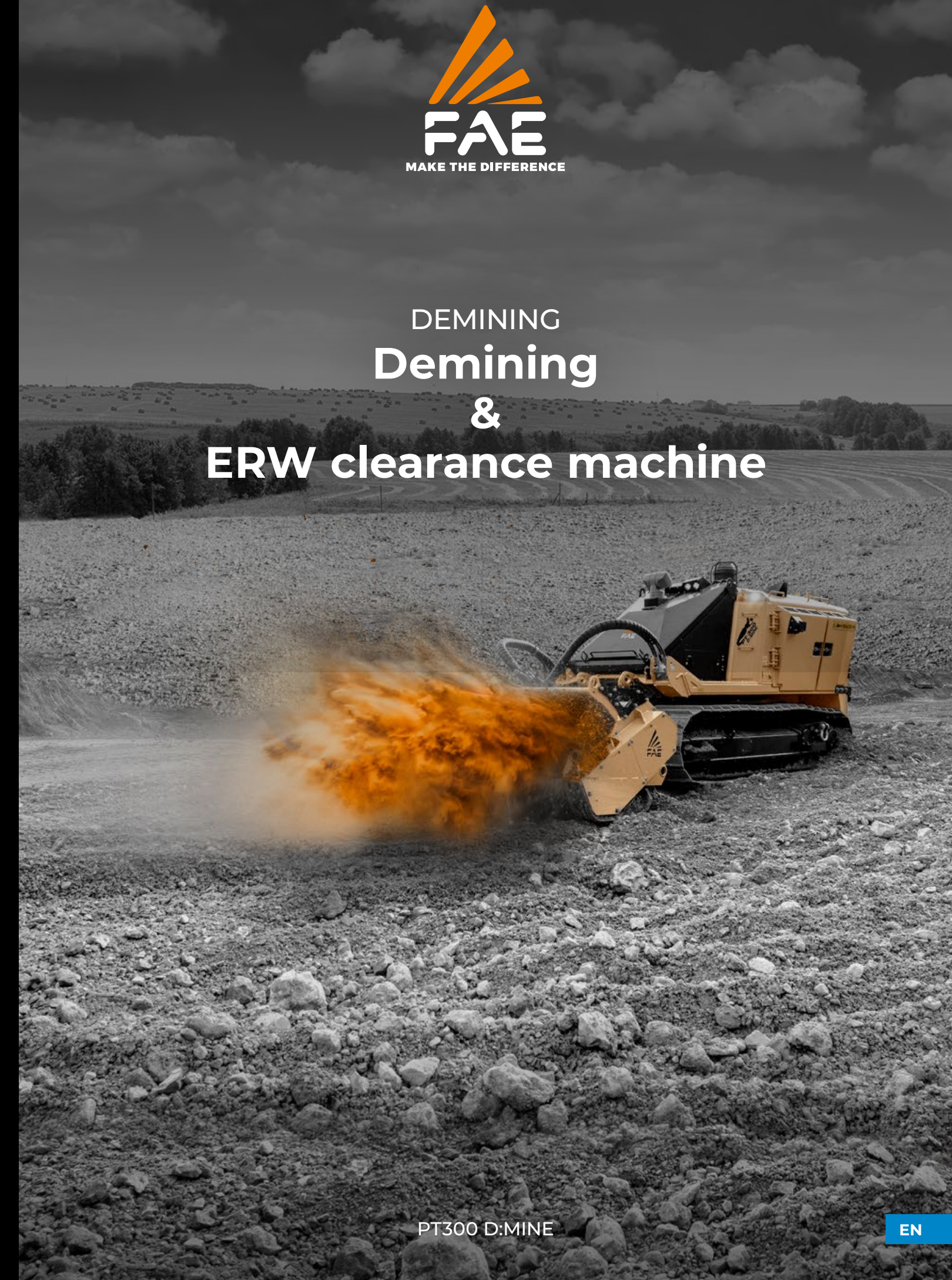
MODEL	200/S/PT300-200	200/S/PT300-225	300/SC/PT300
Head type	Forestry Tiller	Forestry Tiller	Stump Cutter
Working width (mm)	2080	2320	1450
Total width (mm)	2420	2662	1050
Weight (Kg)	2950	3162	2100
Rotor diameter (mm)	590	590	1020
Max working depth (mm)	300	300	1000
Max shredding diameter (mm)	300	300	500
No. teeth type B/3+C/3/SS	74+4	82+4	-
M/1+M/2+M/3+M/4	-	-	24+4+24+4

MODEL	DOZER BLADE PT300-240
Blade width (mm)	2400
Moldboard height (mm)	970
Blade angle	± 15°
Blade tilt	± 10°
Weight (Kg)	1400

Data refers to machine as standard set-up. Options may have reflects on weights and dimensions.  
The technical data in this catalogue may be altered without prior notice.



## DEMINEING Demining & ERW clearance machine



# DEMINEING AND ERW CLEARANCE MACHINE

Roads, paths, agricultural areas, and forested areas that have been planted with land mines: the FAE Demining line is aimed at NGOs, armed forces and other demining operators that work to reclaim dangerous areas for civil use.

The PT300 D:MINE is a middle class demining machine certified with the demining tiller 300/TD/DM and with a demining flail 300/FD/DM according to the T&E Protocol Machines (30/06/2009), CWA/15044:2009 and HRN 1142:2009 to clear anti-personnel-mines (AP) and antitank-mines (AT).




## APPLICATIONS:

Mechanical clearance tasks with hazardous areas containing anti-personnel and anti-tank mines.

Ground preparation for manual demining.  
Technical survey tasks.

Vegetation clearance for BAC (Battle area clearance operations) to allow the detection and disposal of unexploded ordnances (UXO)

## DIMENSION



**A** Overall length without demining head 4950 mm  
**B** Transport length with 300/TD/DM300 attachment on ground and winch 6500 mm

**C** Max height 2700 mm  
**D** Overall tracks width 2360 mm (660 pads)  
**E** See attachments table

## REMOTE CONTROLLED TRACKED CARRIERS

# PT300 D:MINE

Demining, EOD/IEDD, BAC machine.

The PT300 D:MINE mechanical demining asset is operated via remote control from a significant distance for the safety of the operator. It works in the toughest conditions, including rough terrain, steep slopes up to 45°, swampy land, and areas with dense vegetation. Some of its main technical features include a super sturdy structure with an oscillating undercarriage, large track pads for optimum

mobility, the high-performing CAT C7.1 Acert engine, and a lower operating weight. The ergonomic remote control makes it possible to safely perform all functions. The carrier can also be equipped with other types of FAE attachments like: multipurpose arm, forestry mulcher, tiller, stump cutter, or dozer blade.

### MULTI-TASKING

PT300 D:MINE can be equipped with several attachments such as fixed-tooth demining tiller, demining flail and multipurpose arm, vegetation cutter (mulcher with the exclusive Sonic technology), vegetation tiller, stump cutter, and the dozer blade.

### POWERFUL

It has the flexibility and reliability of one of the world's most widely used six-cylinder engines. The Caterpillar C7.1 Tier 4 Final/Stage V engine delivers 302 hp, and 275 hp with the Tier 3/Stage III version. It offers superior performance and a global support network.

### SOLID

The frame was built to withstand extreme stress. The undercarriage was designed for maximum performance. The technology of the oscillating undercarriage provides better impact absorption and manoeuvrability.

### Remote Controller

up to 1000 m in open field.



### SAFE

The ergonomic remote control with a large 4.3" display makes it possible to safely manage all vehicle and head functions. The transmission frequency at 2.4 GHz ensures optimal connection at a safe distance.


### TECHNOLOGICAL

The PT300 D:MINE's electronically managed hydrostatic transmission is the perfect solution for optimal power transmission and long-term reliability. Innovative functions like Load Control and Floating ensure high efficiency in any condition. The I/R day and night vision system allows to operate it at a safety distance with the assistance of 360° video images with cameras in the front, rear, left and right sides.

## MAIN OPTIONS



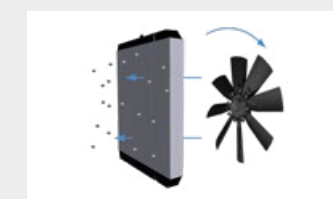
Rear winch with 6 t pulling power



360° I/R view cameras system



Operator cabin for non demining operations



Proportional and reversible radiator fan



**275 hp**  
CAT ENGINE  
TIER 3 / STAGE III A

**302 hp**  
CAT ENGINE  
TIER 4 FINAL / STAGE V



## OPTIONS

Custom color	Chain guide
Rear winch with 6-t traction force	360° remote vision system (lateral and rear cameras + PTZ + laptop)
Rubber pads	Engine and hydraulic oil pre-heating system
Reinforced rock guard for drive wheel and rollers	Proportional and reversible radiator fan
Easy Service package (oil filling pump and service lights)	

TECHNICAL DATA	PT300 D:MINE TIER 3 / STAGE III A	PT300 D:MINE TIER 4F / STAGE V
<b>Engine Gross Power</b>	275 hp	302hp
<b>Engine Emission</b>	U.S. EPA Tier 3 / EU Stage III A	U.S. EPA Tier 4 Final / EU Stage V
<b>Fuel Consumption</b>	29 to 39 L/h (11,7 to 8,7 working hours)	31 to 42 L/h (11 to 8,1 working hours)
<b>Travel Pumps</b>	2 - EP control - 78 cc - Danfoss	2 - EP control - 78 cc - Danfoss
<b>Travel Motors</b>	2 - HY control - 80 cc - Danfoss	2 - HY control - 80 cc - Danfoss
<b>Max Travel Pressure</b>	420 Bar	420 Bar
<b>Attachment Pump</b>	1 - EP control - 130 cc - Danfoss	1 - EP control - 147 cc - Danfoss
<b>Max Mulcher Pressure</b>	350 Bar	350 Bar
<b>Hydraulic Oil Tank Capacity</b>	320 L	320 L
<b>Fuel Tank Capacity</b>	340 L	340 L
<b>DEF AdBlue® Tank</b>	-	16 L
<b>Track Chain</b>	171 Pitch - Lubricated - Berco	171 Pitch - Lubricated - Berco
<b>Lower Rollers</b>	6 + 6 Single Flange + 3 + 3 Double Flange	6 + 6 Single Flange + 3 + 3 Double Flange
<b>Carrier Rollers</b>	2 + 2	2 + 2
<b>Voltage</b>	24 volt	24 volt
<b>Max forward speed</b>	6,5 Km/h	6,5 Km/h
<b>Max reverse speed</b>	6,5 Km/h	6,5 Km/h
<b>Gradeability</b>	45° vertical, 35° lateral	45° vertical, 35° lateral
<b>Operating weight</b>	12020 Kg (std equipment, 660 mm pads SG)	12270 Kg (std equipment, 660 mm pads SG)
<b>Ground Pressure</b>	0,37 Kg/cm <sup>2</sup> (std equipment / 660 mm pads SG / 300/TD/DM300-250 Rotor G/3)	0,38 Kg/cm <sup>2</sup> (std equipment / 660 mm pads SG / 300/TD/DM300-250 Rotor G/3)

Data refers to machine as standard set-up. Options may have reflects on weights and dimensions. The technical data in this catalogue may be altered without prior notice.